

NAME: _____ COUNTRY: _____

- Acquire the necessary skills for the level of certification you intend to pursue.
- Create and maintain Member Profile on canyonguidesinternational.org
*Member Profile must include a **passport-type photo (head and shoulders)**, used for Member ID card.*
- Meet minimum canyoneering experience requirements:

	Level 1	Level 2	Level 3	Level 4
Canyons Descended	_____ / 2	_____ / 2	_____ / 10	_____ / 50
Total Number of Canyon Descents	_____ / 20	_____ / 50	_____ / 100	_____ / 500
Canyon Descents in Lead Role	NA	_____ / 10	_____ / 20	_____ / 100

- Pass an online general knowledge exam.
Exam topics include map reading, meteorology, hydrology, anchors, gear, mechanical advantage.
- Pass the Technical Skills Assessment.
Technical Skills Assessments are hands-on, scored on a scale of 1 to 5. Score received from the assessment will determine the level of certification awarded.

	Level 1-2 Technical Skills Assessment		Level 3-4 Technical Skills Assessment	
	Level 1	Level 2	Level 3	Level 4
Passing Score	6.5	7.5	7.5	8.5

- Submit two letters of recommendation on form provided by CGI.
- For Level 3/4, submit proof of swiftwater rescue instruction (must include practical component):

	Level 1	Level 2	Level 3	Level 4
Swiftwater Training	Recommended	Recommended	Required	Required

To become certified ...

Start by getting out and descending canyons. Lots of canyons. The key to becoming a canyoneering guide is to become accomplished in the sport. Seek training from reputable instructors and guides. Seek out mentors. Talk to canyon guides. Observe them in the canyons. Check out their gear, their interactions with clients, and the techniques they use that differ from recreational canyoneers. No matter what your skill level is now, there is a big difference between canyoneering recreationally and guiding professionally. To be a pro, learn from a pro.

Completing the Requirements for Certification

There is no specific order in which you must complete the certification requirements included on the checklist. Certification will be issued once every item has been successfully completed and, where required, documented.

PLEASE NOTE: There is no certification prerequisite for pursuing Level 1 or Level 2 certification with CGI. You must, however, already hold Level 1 or Level 2 certification from CGI or another recognized organization prior to pursuing Level 3 or Level 4 certification.

Other Recognized Organizations

Organizations whose training and evaluations have been predetermined to meet CGI standards include, but are not limited to the following: ACA, AFC, AIC, CIC, NCB, ICOPro, ICAN, NZOIA, SOA and UKCG. If you hold a current certification from any other organization, please contact CGI. We will be happy to evaluate the program to consider if it meets our equivalency standards.

If you are uncertain how your current level of certification from any organization equates to CGI certification levels, contact us at CGI.

CGI Certification Levels

Level 1 - Aspirant Canyon Guide

This certification level is ideal for those seeking an entry-level certification as a foundation for gaining additional guiding experience working as an apprentice or assistant guide before pursuing higher levels of certification.

Level 2 - Fixed Site / Single Pitch Canyon Guide

Fixed Site / Single Pitch Canyon Guide is a certification available to individuals who either (a) guide fewer than three canyons that all have similar characteristics, hydrology and emergency response requirements, or (b) guide easy canyons with simple, straight-forward anchors and rigging (single-point natural anchors, bolted anchors, basic deadman anchors).

Level 3 – Pro Canyon Guide

CGI certified Pro Canyon Guides are individuals who have attained and demonstrated a high level of technical competence through rigorous assessment that meets and exceeds international standards. CGI certification provides a decisive tool for choosing the right guide/instructor to help clients and students achieve their canyoneering objectives.

Level 4 - Master Canyon Guide

CGI certified Master Canyon Guides are individuals who progressed from Pro Canyon Guide to attain a level of technical proficiency that represents the pinnacle of guiding excellence.

Instructor/Evaluator Certification

Teaching canyoneering skills to others involves more than technical competence. Effective instructors must be good communicators who use an array of teaching strategies to accommodate students' learning styles. Assessments for Instructor/Evaluator certification are available as an add-on for CGI certified guides, Level 2 and higher. Instructor/Evaluator certification assessments focus on teaching skills rather than specific technical skills.

Member Profile


Your member profile on canyonguidesinternational.org serves two purposes:

- (1) Your member profile serves as your professional canyon resume. Members of the Certification Committee will look to your member profile to determine if your training and experience meets the requirements for certification. If your member profile is not complete or up to date your application for certification may be denied.
- (2) Your member profile may also serve as a marketing tool; presenting yourself and your qualifications to prospective clients or employers. Make yourself look professional with a complete and up to date member profile.

Your Member Profile **MUST** include a passport-type photo (head and shoulders). See example. The photo will be used to create your CGI member ID card.

Member Profiles without an acceptable photo will be considered incomplete.

Wearing a helmet in the photo is acceptable as long as your face is still recognizable. Wearing sunglasses in the photo is **NOT** acceptable.



Canyoneering Experience Requirements

Professional certification cannot be earned simply by completing a course and passing an exam. Only through experience can someone demonstrate their ability to apply theoretical knowledge to real-life situations. It could even be said that unless one has faced real challenges in the past, there is no way to measure how he will do when faced with challenges in the future.

The minimum experience requirements for CGI certification at each level are outlined below.

Canyons Descended

The number of unique canyons descended. If you have descended Canyon X five times, Canyon Y ten times and Canyon Z fifteen times, your answer should be three (3).

Total Number of Canyon Descents

The total number of times you have descended a canyon, eve if you descended the same canyon more than once. If you have descended Canyon X five times, Canyon Y ten times and Canyon Z fifteen times, your answer should be thirty (30).

Canyon Descents in Lead Role

Certification at Levels 2, 3 and 4 requires prior guiding experience. The only descents that count are those in which you served in a formal lead role. Leading informally in a group of friends cannot be counted. Be prepared to document all of these descents if requested.

The experience requirements for each level are:

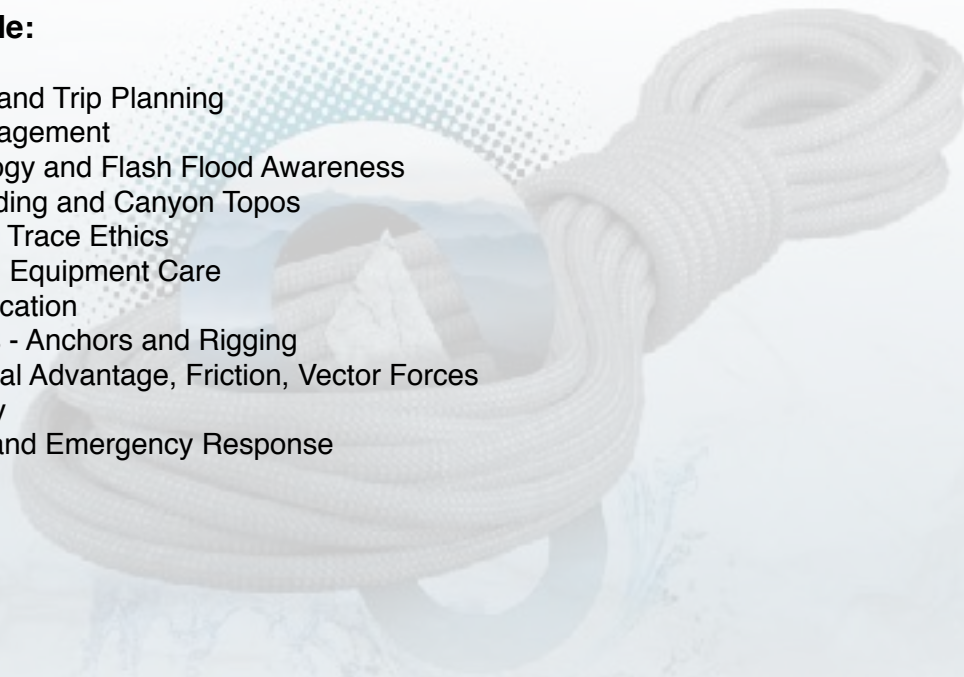
	Level 1	Level 2	Level 3	Level 4
Canyons Descended	2	2	10	50
Total Number of Canyon Descents	20	50	100	500
Canyon Descents in Lead Role	NA	10	20	100

Online General Knowledge Exam

The online exam is designed to measure your general knowledge about each of the topics listed below. All questions on the exam are either (1) multiple choice or (2) true or false. There is a time limit for completing the exam. An outline is available to help you study and prepare for the exam.

You may schedule a time to take the exam at your convenience, but it must be taken in the presence of a CGI certified Instructor/Examiner.

Topics Include:

- Logistics and Trip Planning
 - Risk Management
 - Meteorology and Flash Flood Awareness
 - Map Reading and Canyon Topos
 - Leave No Trace Ethics
 - Rope and Equipment Care
 - Communication
 - Principles - Anchors and Rigging
 - Mechanical Advantage, Friction, Vector Forces
 - Hydrology
 - First Aid and Emergency Response
- 
- A large, light blue graphic of a rope knot, possibly a reef knot, is centered on the page. It has a soft, glowing effect with a halftone pattern behind it.

Technical Skills Assessment

Technical Skills Assessments are conducted by CGI certified Instructor/Evaluators. The assessments are designed to evaluate your ability to perform tasks in four categories:

- Personal Skills - On Rope and On Rock
- Knots, Anchors and Rigging
- Rescue
- Critical Thinking and Problem Solving

CGI offers two Technical Skills Assessments; one for Levels 1-2 and one for Levels 3-4. The assessments are scored using a scale of 1 to 5. There are three possible outcomes based on the score you receive as follows:

Level 1-2 Technical Skills Assessment

- Pass with the qualifying score required for Level 2 certification
- Pass with the qualifying score required for Level 1 certification
- Fail to receive the qualifying score required for certification

Level 3-4 Technical Skills Assessment

- Pass with the qualifying score required for Level 4 certification
- Pass with the qualifying score required for Level 3 certification
- Fail to receive the qualifying score required for certification

An outline is available to help you practice and prepare for the assessment.

PLEASE NOTE: If you have successfully completed a technical skills assessment conducted by another recognized organization, you may be exempt from this requirement. Exemption from this requirement does not exempt you from any of the other requirements.

Other Recognized Organizations

Organizations whose technical skills assessments have been predetermined to meet CGI standards include, but are not limited to the following: ACA, AFC, AIC, CIC, NCB, ICOPro, ICAN, NZOIA, SOA and UKCG. If you have successfully completed a professional level canyon guide assessment from any other organization, please contact CGI. We will be happy to evaluate the program to consider if it meets our equivalency standards.

If you are uncertain how a technical skills assessment from any organization equates to CGI assessment levels, contact us at CGI.

Grading Scale for Technical Skills Assessments

Mark	Explanation
5	<p>Excellent</p> <ul style="list-style-type: none"> • Very high level of situational awareness. • Accomplishes all tasks efficiently. • Competent and confident.
4	<p>Good</p> <ul style="list-style-type: none"> • Shows consistently strong performance in techniques and skills. • High and consistent level of good judgment with respect to safety and objectives is shown. • Comfortable in a leadership role and has sufficient energy to meet the needs of the client.
3	<p>Satisfactory</p> <p>Displays sufficient aptitude, but needs some improvement in one or more of these areas:</p> <ul style="list-style-type: none"> • Displays weakness in some techniques, knowledge or experience. • Inconsistent application of guiding techniques or principles. • Additional attempt(s) and/or time is required to attain acceptable performance.
2	<p>Needs Improvement</p> <p>Displays adequate aptitude, but needs much improvement in one or more of these areas:</p> <ul style="list-style-type: none"> • Displays weakness in important techniques, knowledge or experience. • Poor or inconsistent application of guiding techniques or principles is apparent. • Multiple attempts and/or excessive time is required to attain acceptable performance. • Preoccupied with his own needs and has limited energy for the client.
1	<p>Unacceptable</p> <ul style="list-style-type: none"> • Makes a major error (or is stopped in the process of making a major error) which has potentially life threatening ramifications, or seriously compromises objectives. • Chronically makes mistakes of a lesser magnitude. • Has little energy for client needs.

Letters of Recommendation

You must submit two letters of recommendation using the form provided by CGI. The eligibility of individuals authorized to submit the letters is outlined below.

For Level 1

If you are pursuing Level 1 certification the letters may come from anyone who has prior experience descending technical canyons with you.

For Level 2

If you are pursuing Level 2 certification the letters must come from individuals who have had prior experience descending technical canyons with you while you served in either a lead or assistant lead capacity with groups.

For Level 3

If you are pursuing Level 3 certification the letters must come from professional canyon guides who have had prior experience descending at least two different technical canyons with you while you served in a lead capacity with groups.

For Level 4

If you are pursuing Level 4 certification the letters must come from a professional canyon guide who is certified by CGI or another recognized organization. The individuals submitting the letters of recommendation must have had prior experience descending at least five different technical canyons with you while you served in a lead capacity with groups.

Other Recognized Organizations


Include, but are not limited to the following: ACA, AFC, AIC, CIC, NCB, ICOPro, ICAN, NZOIA, SOA and UKCG. If you are pursuing Level 4 certification and wish to submit a letter of recommendation from a guide who is certified by any other organization, please contact CGI. We will be happy to evaluate the program to consider if the guide meets our equivalency standards.

Swiftwater Rescue

Successful completion of a swiftwater rescue course, or a professional level canyoneering course with a practical swiftwater component, is required for CGI certification at Level 3 and Level 4. It is not required, but **HIGHLY RECOMMENDED** for certification at Level 1 and Level 2.

General knowledge of hydrology is tested as part of the online exam. But it is imperative that all professional canyon guides also demonstrate their competence and confidence working in swiftwater environments.

For a swiftwater rescue course to meet this requirement for CGI certification it should include the following skills in the curriculum:

- 
- A background image featuring a coiled white rope and a globe with a blue and white color scheme, set against a light blue gradient background with a subtle dot pattern.
- stream hydrology and hazards
 - personal equipment
 - assessing risk
 - medical considerations
 - victim/casualty management
 - communication
 - swiftwater swimming techniques
 - strainer swim
 - entrapment rescue
 - shallow water techniques
 - rescue throwbag use
 - tethered rescues
 - line crossing methods
 - tensioned diagonals

Frequently Asked Questions

Is there a first aid requirement for certification?

Certified guides are expected to pursue the level of first aid training and certification that meets the standards for professional guides in the geographic areas and jurisdictions where they work or intend to work.

How long does CGI certification last?

Your certification will remain valid indefinitely, provided you

- continue working as an active professional canyon guide
- keep your member profile current on the CGI website
- earn a minimum of 10 continuing education credits every year

How are continuing education credits earned?

Continuing education credits can be earned based on three categories.

Category A (1 credit per day)

- Professional guiding days (maximum 5 points)
- Volunteer for a canyoneering-related service project
- Participate in a Leave No Trace course
- Participate in a natural history course

Category B (2 credits per day)

- Participate in a technical rope rescue or swiftwater rescue course conducted by any recognized training organization
- Participate in a wilderness first responder course (or equivalent) conducted by any recognized training organization
- Participate in an outdoor leadership course conducted by any recognized training organization

Category C (3 credits per day)

- Participate (as either a student or assistant instructor) in a guide training course conducted by a CGI certified Instructor/Evaluator
- Participate in a CGI canyon guide rendezvous
- Submit to an in-canyon assessment by a CGI certified Instructor/Evaluator